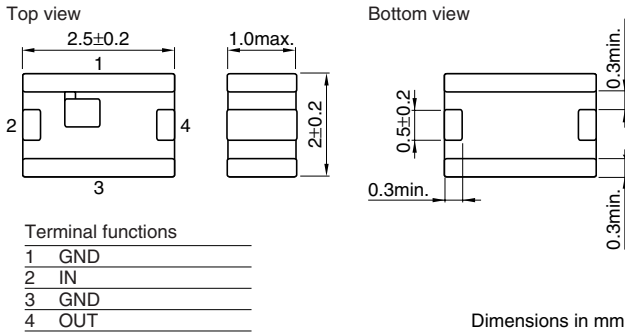


Multilayer Chip Band Pass Filters For Bluetooth & 2.4GHz W-LAN

Conformity to RoHS Directive

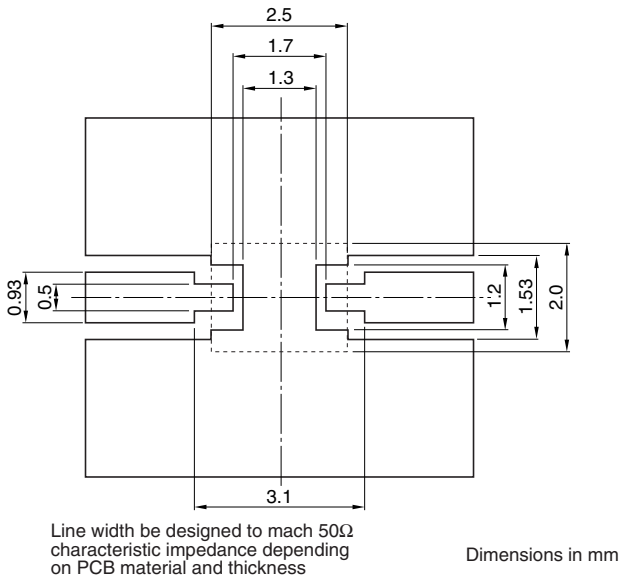
DEA Series DEA252450BT-2063C1

SHAPES AND DIMENSIONS

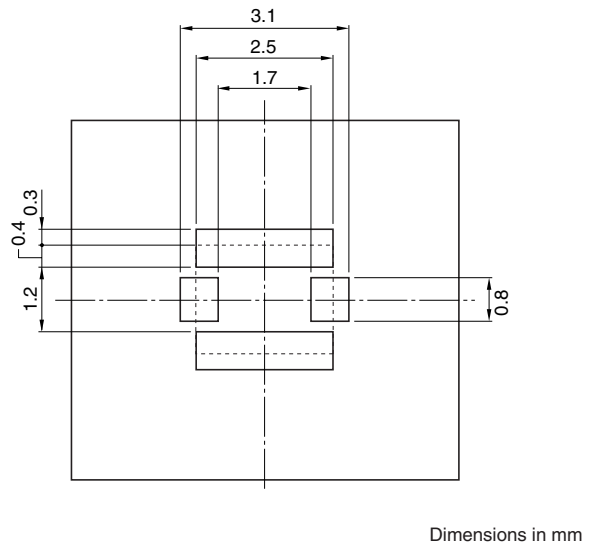


RECOMMENDED PC BOARD PATTERNS

LAND



SOLDER RESIST



- Conformity to RoHS Directive: This means that, in conformity with EU Directive 2002/95/EC, lead, cadmium, mercury, hexavalent chromium, and specific bromine-based flame retardants, PBB and PBDE, have not been used, except for exempted applications.

- All specifications are subject to change without notice.

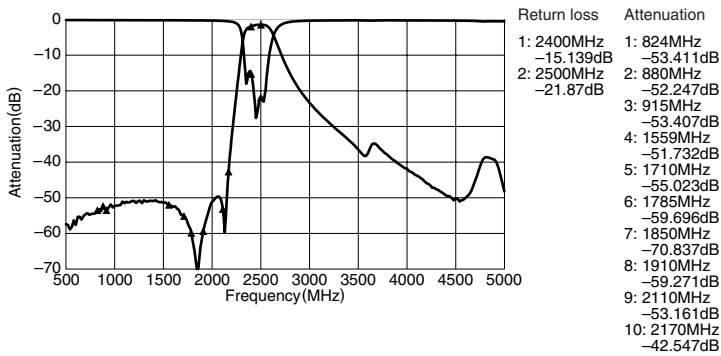
ELECTRICAL CHARACTERISTICS

Frequency range(Pass band)	2400 to 2500MHz	
Insertion loss	[+25°C]	2.5dB max.
	[-40 to +85°C]	2.8dB max.
Single ended port characteristic impedance	50Ω (Nominal)	
Return loss	[2400 to 2500MHz]	10dB min.
Ripple	[2400 to 2500MHz]	1.0dB max.
	[824 to 829MHz]	47dB min.
	[880 to 915MHz]	47dB min.
	[1525 to 1559MHz]	42dB min.
	[1710 to 1785MHz]	47dB min.
	[1850 to 1910MHz]	47dB min.
	[2110 to 2170MHz]	35dB min.
Attenuation	[4800 to 5000MHz]	30dB min.
	Operating	-40 to +85°C
	Storage	-40 to +85°C

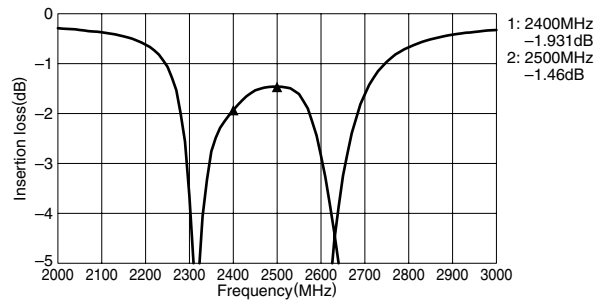
• Ta:+25°C

FREQUENCY CHARACTERISTICS

ATTENUATION



INSERTION LOSS



• All specifications are subject to change without notice.